

FUNZIONALITÀ D'AVANGUARDIA

Smart stupisce anche nei dettagli:
a fare la differenza ci sono elementi dalle prestazioni professionali.

STATE-OF-THE-ART FUNCTIONALITY

Even Smart's details are astonishing:
it's the professional performance elements that make the difference.



■ Basamento in acciaio al carbonio pressopiegato verniciato a polveri epossidiche per garantire solidità e durata.

Press-formed carbon steel base painted with powdered epoxy varnish, for stability and long life.

■ Sportelli con guarnizione magnetica pratici e funzionali.
Doors with magnetic strip closure to improve functionality.

■ Quadro comandi con controllo elettronico per un'efficiente verifica dei parametri di funzionamento.
Electronic control panel for efficient checking of operating parameters.


Finiture disponibili - Finishes available

POKER


DAMA




Legno faggio tinto mogano
Faggio wood




Arancio energy



Celeste sky



Blu intense




Verde style

SHANGAI


DOMINO




Laminato - *Laminate*




Arancio energy



Celeste sky




Blu intense




Verde style

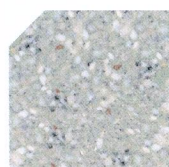
BANCALINE - CONUNTERTOPS




Blu Lazio




Grigio Piemonte



Verde Liguria



Rosa Toscana



Giallo Girasole



Grigio Serex